

Management of the torque of each tool

# Torque Meter DI-11

Management of electric screw driver

To everyday management of the electric driver of high set torque etc.

Ch4 HI 1.750 LO 1.500 PaLo 2.000 CLo 0.500 AC 0.500	Ch3 HI 2.000 LO 0.020 PaLo 1.000 CLo 0.200 AC 1.0	Ch2 HI 2.000 LO 1.500 PaLo 2.000 CLo 0.020 AC 0.0	Ch1 HI 2.000 LO 1.500 PaLo 2.000 CLo 0.020 AC 0.0
--	--	--	--

Yes-no decision conditions etc. can save five channels.

.. A channel is only changed even if bolting conditions change. It is not necessary to reset up a maximum value and a minimum value one by one like former.



Everyday check of an electric driver can be performed.

Since various information is displayed on a display board, it is very intelligible.

The change of a measurement unit can be performed.



Memory data is 800 affairs.

Real-time output Every about 1 / 180 seconds




The taking-in software of data can download from a homepage.

Specification	DI-11
Measuring range (at the time of Track)	0.10~20 N·m
	1.0~200 kgf·cm
	1.0~174 lbf·in
Accuracy	±0.5%(499 or less digit±3digit)
Display	The 4 figures digital display of LED
The measurement direction	CW-CCW (right and left)
Measuring mode	Track , P-P(peak to peak) , P-D(Peak-Down) , C(Real-time Output)
High and low limits judging function	High and low value are measurement within the limits, and can be set up. Five-set preservation is possible.
Real-time Output	Load torque value is outputted every about 1/ 180 second.
The Maximum, the minimum, and the average value display	The maximum, the minimum, average value,
Data Output	ASCII format (baud rate 19200)
Auto power save	10 minutes no use, automatically switch off.
Power supply	Ni-Cd chargeable battery 1.2V × 5cells 700mAh
Charging time	From empty - less than 6hours
Continunous working time	12 hours
Weight	About 1.5kg
Outside dimension	130(W)×180(D)×34(H)
Attachment	Measurement joint SJ-50 / SJ-100
Accessories(one piece each)	AC/DC adaptor (Please choose AC adaptor out of 120V, and 230V.)
	Exclusive receipt case
	An inspection report, a proofreading certificate, traceability system figure

#### Measurement joint

SJ-50 (- 5 N-m)	SJ-100 (- 20 N-m)
	
<p>There is no decomposition of the joint depended for rewinding too much. According to the model of driver, wearing of various bits is possible.</p>	<p>For high torque tools (flat-spring compression system) The fit parts with a tool are six angles. 17mm of opposite neighborhoods</p>

Please check the newest information and the details of each product in a homepage. 《URL <http://www.cedar.co.jp>》

	  	<p><b>SUGISAKI METER CO.,LTD.</b></p> <p>URL <a href="http://www.cedar.co.jp">http://www.cedar.co.jp</a> E-mail <a href="mailto:sales@cedar.co.jp">sales@cedar.co.jp</a></p>
--	--	--

The contents of a catalog may change specification and a design without a preliminary announcement.