






# PosiTector® **DPM** Probe Order Guide

Probe Style	DPM	DPMIR	DPMS	DPMA	DPMD
Comparison Chart					
Probe Description	Integral Probe	Integral Probe with Infrared Surface Temperature Sensor	Integral Probe with Cabled Surface Temperature Sensor	Integral Probe with Wind Speed Sensor	Cabled Probe with 1/2" NPT Threads
Order Code	PRBDPM	PRBDPMIR	<b>PRBDPMS</b>	PRBDPMA	PRBDPMD
Surface Temperature	•	•	•	•	
Air Temperature	•	•	•	•	•
Wet Bulb Temperature*	•	•	•	•	•
Relative Humidity	•	•	•	•	•
Dew Point Temperature	•	•	•	•	•
Surface Temperature minus Dew Point Temperature	•	•	•	•	
Wind Speed				•	

\* Wet Bulb Temperature displayed/recorded on PosiTector Advanced (3) models only

Specifications	Range	Accuracy	Resolution
Surface Temperature	-40° to 80° C	± 0.5° C	0.1° C
	80° to 190° C	± 1.5° C	
	-40° to 175° F	± 1° F	0.1° F
	175° to 375° F	± 3° F	
Infrared Surface Temperature*	-70° to 380° C	± 1° C + (0.01° C/°C)**	0.1° C
	-94° to 716° F	± 2° F + (0.01° F/°F)**	0.1° F
Air Temperature	-40° to 80° C	± 0.5° C	0.1° C
	-40° to 175° F	± 1° F	0.1° F
Humidity	0 to 100%	± 3%	0.1%
Wind Speed†	0 to 20 m/s	± 3% Full Scale	0.1 m/s
	0 to 44 mph		0.1 mph
Dew Point	-60° to 80° C	± 3° C‡	0.1° C
	-76° to 175° F	± 5.4° F‡	0.1° F

\* DPM IR models only

\*\* At 23° C ambient

† DPM A models only

‡ dependent on RH. See [www.defelsko.com/TdAccuracy](http://www.defelsko.com/TdAccuracy) for more information

- Magnetic surface temperature sensor with armored cable and locking device to prevent accidental disconnection from the instrument during unattended operation
- Includes magnetic tab to attach the PosiTector body onto steel structures

Easily converts to accept other optional K-type thermocouple sensors including

- hand-held surface temperature sensor
- self-adhering surface temperature sensor
- liquid temperature sensor

