

3283 (10 μ A to 200A AC, \varnothing 40mm max.) CLAMP ON LEAK HiTESTER

Field measuring instruments



Leak Analysis

Wide-bandwidth

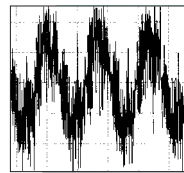
5Hz to 15kHz

High-accuracy

$\pm 1\%$

High-sensitivity

10 μ A resolution



True RMS


Analyzer functions

✓Filtering

Indication of AC frequency leak current components



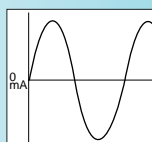
Filter ON



✓Output signal



Selectable



recording (REC)

waveform (MON)



ISO 9001
JMI-0216



ISO14001
JQA-E-90091



<http://www.hioki.co.jp/>

HIOKI company overview, new products, environmental considerations and other information are available on our website.

Easily monitor leak current fluctuations

In combination with a HIOKI MEMORY HiCORDER this unit can be used for unattended monitoring for leak current condition.

Example for a monitoring system using the 3283 and 8807 MEMORY HiCORDER

The 3283 can supply a REC signal (recording signal, 1V DC/f.s.) or a MON signal (waveform signal, 1V AC/f.s.). The 9094 OUTPUT CABLE (option) or conversion 9199 BNC TO BANANA ADAPTER (option) can be used for connection to the 8807. For monitoring of instantaneous leak current waveforms, set the output to MON, and select a suitable trigger level in the memory mode of the 8807. This will cause recording to be performed only when leak current is detected. The trigger output terminal (open collector output) can be used as an alarm output. For long-term monitoring, the 8807 should be powered from the 9418-10 AC ADAPTER and the 3283 from the 9445-02 AC ADAPTER.



Setting example for 3283 and 8807

When leak current exceeds 20 mA, the trigger is activated and recording is carried out, extending also to data before triggering occurred. The 3283 is set to the 100 mA range, and the output is set to MON.

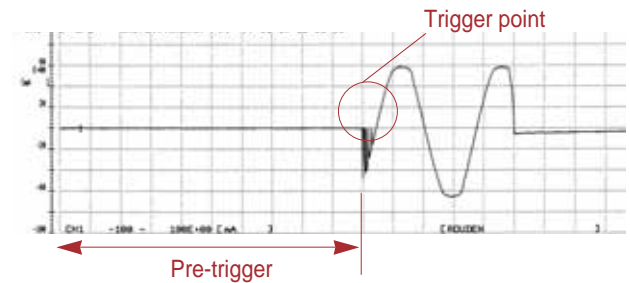


3283 indication



8807 trigger screen

8807 waveform printout example



3283 Specification (accuracy at 23°C±3°C 80% rh)

Function	Range	Accuracy	Notes
AC current AC A	10.00mA	±1.0%rdg.±5dgt. (45Hz to 66Hz)	Maximum allowable current 20Arms cont.
	100.0mA		
	1.000 A	±2.0%rdg.±5dgt. (40Hz to 45Hz, 66Hz to 2kHz)	
	10.00 A		
Frequency Hz	200.0 A	±1.5%rdg.±5dgt. (45 to 66Hz)	Maximum allowable current 200Arms cont.
	100.0Hz	±2.0%rdg.±5dgt. (40 to 45Hz, 66 to 2kHz)	
Frequency Hz	100.0Hz	±0.3%rdg.±1dgt.	Accuracy range 30.0 to 99.9Hz 95 to 1000Hz
	1000Hz	±1.0%rdg.±1dgt.	

AC current measurement accuracy range is 10% to 100% (5% to 100% in 200 A range). Accuracy is given for the filter OFF condition.

WARNING

Inspect the unit and check that it is operating correctly before use. When carrying out measurement on live lines, wear proper protective gear, insulating rubber gloves, insulating rubber boots and safety helmet, and use extreme caution to avoid electric shock accidents.

DANGER

- In order to prevent short-circuits and injury, use the clamp product on electrical circuits with a voltage less than the maximum operation circuit voltage.
- In order to prevent short-circuits and injury when the clamp core tip is open, do not use bare conductors.

- Measurable conductor diameter: $\phi 40\text{mm}$ max.
- Maximum usable circuit voltage: 300Vrms (insulated conductor)
- Functions: recording (MAX. MIN. AVE), data hold, auto power-off
- Display update rate: digital indication FAST approx. 4 times/second, NORMAL approx. 2 times/second, SLOW 1 time/ 3 seconds; bar graph indication approx. 4 times/second
- Filter: ON 180Hz±30Hz(-3dB)
- External output (A function only): REC (recording signal, 1VDC/f.s. ±3% rdg.±10mV) circuit time constant 200ms or less / MON (waveform signal, 1VAC/f.s. ±3%rdg.±10mV, frequency bandwidth 5Hz to 15kHz), selectable (2V/f.s. for 200A range)
- Effect of conductor position: within ±0.1% in any direction from the center of sensor
- Effect of external magnetic field: 400A/m corresponds to 5mA, max. 7.5 mA
- Crest factor: 2.5max. (1.5 for 200A range)
- Safety standard: EN61010-1, EN61010-2, EN60529 IP40
- EMC: EN61326-1
- Power supply: 9445 AC ADAPTER or 6F22 manganese battery×1 (continuous operation max. 50 hours)
- Dimensions and mass: Approx. 62W×225HX39D mm; 400 g

3283 CLAMP ON LEAK HiTESTER

(All include 9399 CARRYING CASE, HAND STRAP)

Option

9445-02 AC ADAPTER (for the America, Japan)

9445-03 AC ADAPTER (for the EU type)

* 9094 OUTPUT CORD (Jack - banana plug)

*No CE marking

HIOKI

HIOKI E. E. CORPORATION

HEAD OFFICE :

81 Koizumi, Ueda, Nagano, 386-1192, Japan
TEL +81-268-28-0562 / FAX +81-268-28-0568
E-mail: os-com@hioki.co.jp

HIOKI USA CORPORATION :

6 Corporate Drive, Cranbury, NJ 08512 USA
TEL +1-609-409-9109 / FAX +1-609-409-9108
E-mail: hioki@hiokiusa.com

Shanghai Representative Office :

1704 Shanghai Times Square Office
93 Huaihai Zhong Road
Shanghai, 200021, P.R.China
TEL +86-21-6391-0090, 0092
FAX +86-21-6391-0360
E-mail: info@hioki.cn

DISTRIBUTED BY