



KYORITSU

PACK TEST
ION SELECTIVE

INSTRUCTIONS

Aluminium

Model WAK - Al



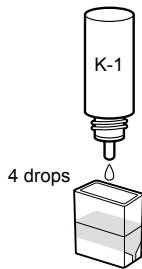
Harmful

By ECR color comparison Method

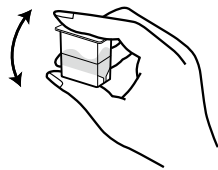
Main reagent: Eriochrome Cyanine R

Range: 0 - 1 mg Al/L (ppm)

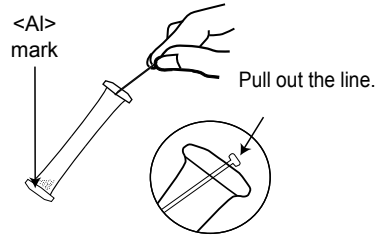
How to use



(1) Fill the Cell (PACKTEST Square Cup) up to the first line (1.5 ml) with sample. Add 4 drops (~0.25mL) of K-1 reagent.



(2) Put on the cap and shake the Cell a few times.

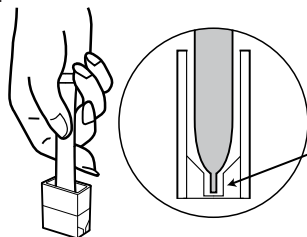


(3) Remove the line to clear the aperture from the top of the tube.



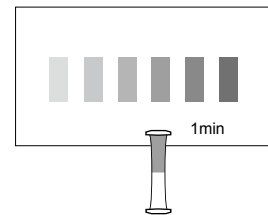
(4) Press the sides of the tube to expel approximately half of volume. Maintain pressed.

(5) Immerse the tube in the sample. Release the sides to fill the tube up to the half. Shake the tube lightly a few times.



insert the PACKTEST in the groove, as shown.

(6) After 1 minutes, put the tube on the color chart as shown and compare with the standard colors.



How to read the test

After the reaction time, compare the color of the tube with the standard colors. The nearest color indicates the measured value of the sample. A color between two standard colors indicates a value between the two standard values.

Care in handling of PACKTEST before and after use

Keep PACKTEST out of the reach of children.

Keep PACKTEST in a cool, dry and dark place.

PACKTEST should be thrown with burnable garbage. Conform to the legislation of waste management.

Use a package as soon as possible after opening.

The PACKTEST tube must not be opened before and after use.

First Aid Measures

K-1 contains acetic acid. It is harmful.

Eye contact → Immediately rinse eyes with water for at least 15 minutes. Consult a physician.

Skin contact → Immediately flush skin with water.

Ingestion → Immediately rinse mouth. Consult a physician.

In case of doubt, consult a physician.

**KYORITSU CHEMICAL-CHECK Lab., Corp.**37-11, DEN-ENCHOFU 5 CHOME, OHTA-KU, TOKYO 145-0071 JAPAN
FAX: 81-3-3721-0666 <http://kyoritsu-lab.co.jp>

PACKTEST Aluminium

Cautions

1. The Aluminium PACKTEST allows to measure Al^{3+} .
2. The normal pH range is 5 - 10. If necessary, adjust the pH with diluted sulfuric acid or sodium hydroxide solution.
3. Ensure that PACKTEST tube is filled up to the half.
4. The reading on the color chart must be done exactly one minute after.
5. Partially undissolved reagent will not affect the measurement.
6. Keep sample temperature in the range 15°C - 40°C . Lower temperature necessitates longer reaction time.
7. Read the test under a daylight type lamp.
8. Put the line back into the aperture after use to prevent reagent spilt.

Interferences

Standard colors were determined from standard solutions. However, coexisting substances will cause inaccurate results. The list below reports substances concentrations under which ones interferences are insignificant:

≤ 1000 mg/L : B^{3+} , Ba^{2+} , Cd^{2+} , Cl^- , I^- , K^+ , Mn^{2+} , Na^+ , NH_4^+ , NO_2^- , NO_3^- , SO_4^{2-} , Phenol, Residual chlorine

≤ 200 mg/L : CN^-

≤ 100 mg/L : Ca^{2+} , Co^{2+}

≤ 50 mg/L : As^{3+}

≤ 20 mg/L : Mg^{2+} , Ni^{2+} , Pb^{2+}

≤ 10 mg/L : Mo^{6+} , Zn^{2+}

sub-ppm level: Cr^{3+} , Cr^{6+} , Cu^{2+} , F^- , Fe^{2+} , Fe^{3+} , PO_4^{3-} , Sn^{2+}

The Aluminium PACKTEST is not suitable for sea water samples .