



KYORITSU

**PACK TEST**  
ION SELECTIVE

INSTRUCTIONS

# Gold

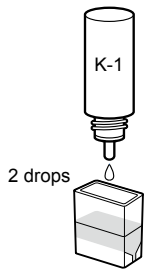
Model WAK-Au

By Rhodamine B color comparison Method

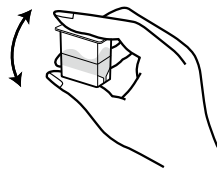
Main reagent: Rhodamine B

Range: 0 - 20 mg Au/L (ppm)

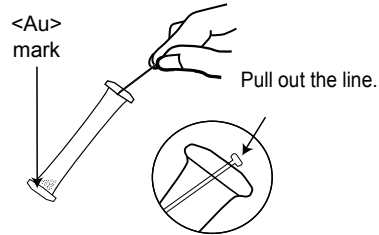
## How to use



(1) Fill the Cell (PACKTEST Square Cup) up to the first line (1.5 ml) with sample. Add 2 drops (~0.13mL) of K-1 reagent.



(2) Put on the cap and shake the Cell a few times.

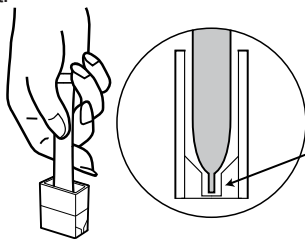


(3) Remove the line to clear the aperture from the top of the tube.



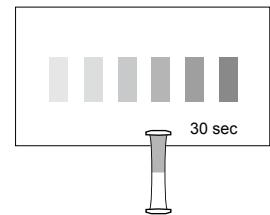
(4) Press the sides of the tube to expel approximately half of volume. Maintain pressed.

(5) Immerse the tube in the sample. Release the sides to fill the tube up to the half. Shake the tube lightly a few times.



insert the PACKTEST in the groove, as shown.

(6) After 30 seconds, put the tube on the color chart as shown and compare with the standard colors.



## How to read the test

After the reaction time, compare the color of the tube with the standard colors. The nearest color indicates the measured value of the sample. A color between two standard colors indicates a value between the two standard values.

## Care in handling of PACKTEST before and after use

Keep PACKTEST in a cool, dry and dark place.

PACKTEST should be thrown with burnable garbage. Conform to the legislation of waste management.

Use a package as soon as possible after opening.

## First Aid Measures

K-1 reagent contains diluted hydrochloric acid (pH ≤ 2). It is harmful and corrosive to eyes and skin.

Eye contact → Immediately rinse eyes with water for at least 15 minutes. Consult a physician.

Skin contact → Immediately flush skin with water.

Ingestion → Immediately rinse mouth. Consult physician.

In case of doubt, consult a physician.

**KYORITSU CHEMICAL-CHECK Lab., Corp.**37-11, DEN-ENCHOFU 5 CHOME, OHTA-KU, TOKYO 145-0071 JAPAN  
FAX: 81-3-3721-0666 <http://kyoritsu-lab.co.jp>

## PACKTEST Gold

### Cautions

1. The Gold PACKTEST allows to measure gold from  $\text{AuCl}_4^-$ . Others auric and aurous compounds, for instance Gold potassium cyanide do not react. If such ions occurs, the sample must be pretreated with a strong acid.
2. If the gold concentration is higher than 20 mg/L, and the reaction color is faded, make a sample dilution.
3. The normal pH range is 1 - 9. If necessary, adjust the pH with diluted sulfuric acid.
4. Ensure that PACKTEST tube is filled up to the half.
5. Partially undissolved reagent will not affect the measurement.
6. Keep sample temperature in the range 15°C - 40°C. Lower temperature necessitates longer reaction time.
7. Read the test under a daylight type lamp.
8. Put the line back into the aperture after use to prevent reagent spilt.

### Interferences

Standard colors were determined from standard solutions. However, coexisting substances will cause inaccurate results. The list below reports substances concentrations under which ones interferences are insignificant:

- < 1000 mg/L :  $\text{Al}^{3+}$ ,  $\text{As}^{3+}$ ,  $\text{B}^{3+}$ ,  $\text{Ba}^{2+}$ ,  $\text{Ca}^{2+}$ ,  $\text{Co}^{2+}$ ,  $\text{Cl}^-$ ,  $\text{F}^-$ ,  $\text{I}^-$ ,  $\text{K}^+$ ,  $\text{Mg}^{2+}$ ,  $\text{Mn}^{2+}$ ,  $\text{Na}^+$ ,  $\text{NH}_4^+$ ,  $\text{Ni}^{2+}$ ,  $\text{NO}_2^-$ ,  $\text{NO}_3^-$ ,  
 $\text{PO}_4^{3-}$ ,  $\text{SO}_4^{2-}$ ,  $\text{Zn}^{2+}$ , Phenol
- < 500 mg/L :  $\text{CN}^-$ ,  $\text{Cu}^{2+}$ ,  $\text{Pb}^{2+}$
- < 250 mg/L :  $\text{Cd}^{2+}$ ,  $\text{Fe}^{3+}$ ,  $\text{Mo}^{6+}$
- < 100 mg/L :  $\text{Ag}^+$ ,  $\text{Cr}^{3+}$
- < 20 mg/L :  $\text{Sn}^{2+}$
- < 10 mg/L :  $\text{Cr}^{6+}$
- < 2 mg/L :  $\text{Fe}^{2+}$

Sub-ppm level: Residual chlorine

The Gold PACKTEST is suitable for seawater samples.