



KYORITSU

PACKTEST
ION SELECTIVE

INSTRUCTIONS

COD**(Low range)**

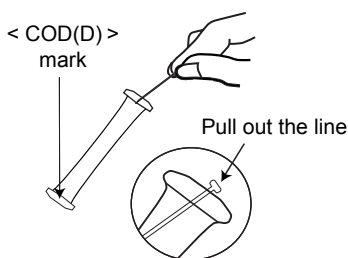
Model WAK-COD(D)



Harmful Corrosive

Oxidation by potassium permanganate
in alkaline medium (at room temperature)

Main reagent: Potassium Permanganate

Range: 0 - ≥ 8 mg O / L(ppm)**How to use**

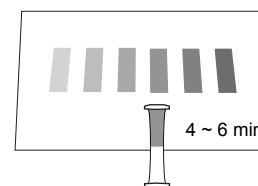
(1) Remove the line to clear the aperture from the top of the tube.



(2) Press the sides of the tube to expel approximately half of volume. Maintain pressed.



(3) Immerse the tube in the sample. Release the sides to fill the tube up to the half. Shake the tube a few times.



(4) After the reaction time (see back of the page), put the tube on the color chart as shown and compare with the standard colors.

How to read the test

The reaction time must be respected to get a right measurement. It depends on the temperature of the sample. After the specified time, compare the color of the tube with the standard colors. The nearest color indicates the chemical oxygen demand of the sample. A color between two standard colors indicates a value between the two standard values.

Care in handling of PACKTEST before and after use

Keep PACKTEST out of the reach of children.

Keep PACKTEST in a cool, dry and dark place.

PACKTEST should be thrown with burnable garbage. Conform to the legislation of waste management.

Use a package as soon as possible after opening.

The PACKTEST reagent is a strong alkaline. It is harmful and corrosive. A contact with eyes cause irritation or damage. Contact with skin may cause irritation.

The PACKTEST tube must not be opened before and after use.

The PACKTEST reagent must not be spilt outside the tube after use.

A used PACKTEST must be thrown with reagent.

First Aid Measures

Contains a strong alkali. It is harmful and corrosive. Risk of serious damage to eyes.

Eye contact → Immediately rinse eyes with water for at least 15 minutes. Consult a physician.

Skin contact → Immediately flush skin with water.

Ingestion → Immediately rinse mouth. Consult a physician.

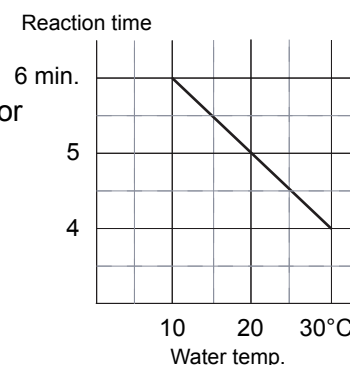
In case of doubt, consult a physician.

**KYORITSU CHEMICAL-CHECK Lab., Corp.**37-11, DEN-ENCHOFU 5 CHOME, OHTA-KU, TOKYO 145-0071 JAPAN
FAX: 81-3-3721-0666 <http://kyoritsu-lab.co.jp>

PACKTEST COD (Low range)

Cautions

1. The sample temperature has a strong influence on reaction kinetic. Determine the reaction time from the graph on the right which shows water temperature versus reaction time.
2. Adjust a pH<5 up to neutrality with a diluted sodium hydroxide solution.
3. Ensure that PACKTEST tube is filled up to the half. Larger or smaller sample volume will imply higher or lower value, respectively.
4. Read the test under a daylight type lamp.
5. Clean up the sample container before and keep your hands clean. Unclean conditions may change values.
6. Put the line back into the aperture after use to prevent reagent spilt.



The COD PACKTEST methods

The potassium permanganate method (COD-Mn) is generally used for COD measurement in Japan, according to the standard procedure JIS K 0102 17 defined by the Japanese Industrial Standards Committee (see <http://www.jisc.go.jp/eng/index.html>). Kyoritsu COD P A C K T E S T is based on a different standard procedure, JIS K 0102 19, using an alkaline medium (COD-OH). Kyoritsu COD PACKTEST has been calibrated on potassium permanganate consumption in an alkaline medium at ambient temperature for a time depending on the temperature. This procedure presents the advantage to be fast and simple.

However, standard protocol uses glucose (dextroglucose) for standard solutions. The samples usually contain different components and the oxidation kinetic and ratio may differ of from standards.

Sea water samples

The COD measurement can be carried out in sea water sample up to 8 mg/L. Beyond, the color is faded and the sample must be diluted.

When the COD value is higher than 8 mg/L

If COD is higher than 8 mg/L, we recommend either to dilute the sample or, for better measurements, to use the COD PACKTEST WAK-COD (range 0-100 mg/L).

Attention must be paid around 6 mg/L. Indeed, the reaction get a light grey color, difficult to distinguish from the color of the plastic tube.