



KYORITSU

PACKTEST

INSTRUCTIONS

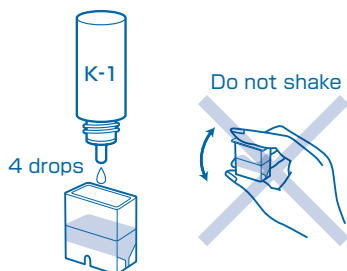
Sodium Chlorite

Model WAK-NaClO₂

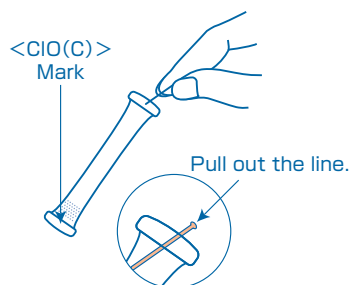
Potassium Iodide Visual Colorimetric Method
 Main reagent: Sulfuric Acid, Potassium Iodide
 Range: NaClO₂ 5 - >1000 mg/L(ppm)

How to Use

- *Ventilate during measurement. Chlorine gas may be generated.
- *Follow procedure ①—④ quickly.



- ① Fill the Cell (PACKTEST Square Cup) up to the line (1.5mL) with sample. Add 4 drops (about 0.25mL) of K-1 Reagent.

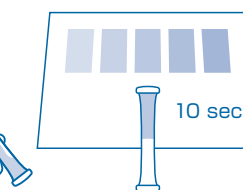
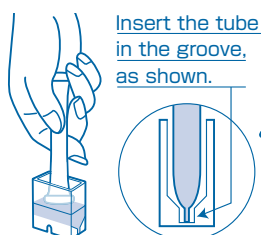


- ② Remove the colored line at the top of the tube to clear the aperture.

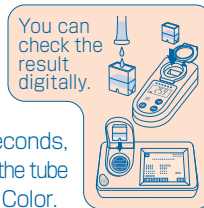


- ③ Press tube's side wall to expel air, and hold the tube.

- ④ Immerse the aperture of the tube into the Cell, pressing it against the bottom, and release to take all the sample from the Cell into the tube. Shake the tube lightly for 5-6 times.



- ⑤ Immediately after 10 seconds, compare the actual color in the tube with provided Standard Color.



How to Read the Test

After the reaction time, compare the color of the tube with Standard Color. The nearest color indicates the concentration value of the analyte in your sample. A color between two standard colors indicates a value between them.

Handling of PACKTEST Before and After Use

K-1 Reagent and sample solution after the measurement will be **Strong Acid**.

First Aid **Eye contact** → Immediately flush eyes with water for at least 15 minutes, followed by consult with Ophthalmologist.

Skin contact → Immediately flush contacted area with water.

Ingestion → Immediately rinse mouth.

If ingesting the content, or any symptom appears, seek medical advice immediately. Please refer to SDS for further information.

Storage Use PACKTEST tubes as soon as possible after opening the laminated package.

Disposal For business use, please follow in a manner consistent with Federal, State, and Local Regulations. Otherwise, the tube and bottle can be disposed as combustible waste.



KYORITSU
CHEMICAL-CHECK Lab., Corp.

5-37-11 Den-enchofu, Ota-ku, Tokyo 145-0071, JAPAN
 FAX: +81-3-3721-0666 E-mail: eng@kyoritsu-lab.co.jp
<http://kyoritsu-lab.co.jp/english/>

PACKTEST Sodium Chlorite

Feature

This product is based on iodometric titration.

Caution

1. This product also measures Residual Chlorine and Chlorine Dioxide.
2. Keep ventilation during measurement. There is a possibility that chlorine gas may be generated.
3. The optimum pH upon PACKTEST reaction will be 1. If sample pH is higher than 10, please neutralized with diluted Sulfuric Acid before the measurement.
4. If you think that the sample contains high Sodium Chlorite concentration, please dilute the sample before use.
5. Keep temperature of the sample between 15—40°C.
6. Do not shake the mixture after K-1 Reagent is added. Follow the procedure①—④ quickly as shown in the "How to Use". Negative false reading may occur when shaking the sample to mix, or taking long time for the procedure①—④.
7. Ensure that the PACKTEST tube is filled up to the half.
8. The reading of the test must be done immediately after 10 seconds, or it may result in positive false reading after passing the stated reaction time.
9. Undissolved reagent does not affect the measurement.
10. When comparing to the Standard Color, please be sure to read under the daylight or equivalent light source. It may be difficult to determine the closest color under the direct sunlight, certain florescent lights, mercury lamp, or LED.
11. You can put the line back into the tube to seal. This will avoid possibility of spilling the content of the tube.

Interference

Standard Color is prepared based on the standard solution. If there are some coexisting substances that may cause interference, please compare the result with official method or standard addition method for verification. Below is the list of interference data for acceptable level by adding each of the single substances to the standard solution.

- ≤1000mg/L : Al³⁺, B(Ⅲ), Ba²⁺, Ca²⁺, F⁻, I⁻, K⁺, Mg²⁺, Mn²⁺, Mo(Ⅵ), Na⁺, NH₄⁺, Ni²⁺, NO₃⁻, PO₄³⁻, SO₄²⁻, Zn²⁺, Amino acid, Anionic Surfactant, Sodium Chlorate, Glucose, Silica, Phenol
- ≤100mg/L : Albumin
- ≤10mg/L : Starch, Cationic Surfactant
- ≤5mg/L : Cu²⁺, Fe²⁺, Fe³⁺
- ≤1mg/L : Cr(Ⅵ), Residual Chlorine

Seawater and tap water will not affect the result.

This product also reacts with Residual Chlorine and Chlorine Dioxide. Other oxidative substances like Hydrogen Peroxide may result in false positive reading.

Reductive substances, like Fe²⁺ and NO₂⁻, consume Sodium Chlorite. However, NO₂⁻ could work as oxidizing agent, which may cause false positive reading.

This product is not suitable for sample containing Starch. Iodide (formed in the reaction) reacts with Starch to turn brown to black color.

Digital Water Analyzer

If you prefer more detailed result in digital notation, please use with DIGITALPACKTEST Sodium Chlorite (Model: DPM-NaClO₂) or DIGITAL PACKTEST·MULTI. When measuring with these analyzer, the measuring range, reaction time, and interference information are different from PACKTEST (visual colorimetry).

Please refer to instruction manual for further information or contact us for more details.

[Caution]

- This product is made for water quality analyzing purpose only. Do not use for any other purpose.
 - This product contains small amount of chemicals. Please read instruction manual, GHS labels, MSDS, and other necessary document thoroughly prior to use.
 - Please keep this information handy for future reference.
- <Safety>
- Please wash your hands thoroughly before and after the test. Do not breathe the chemical reagents.
 - It is highly recommended to wear protective gloves, eye protection, and masks upon using this product.
 - Avoid release chemical reagents or waste solution to the environment.
- <Storage>
- Please keep this product out of reach of children. Keep it in the dry, cool, and dark place.
- <Other>
- Please check the expiration date shown on the box, and make sure to use within the date.
 - Specifications are subject to change without notice.



KYORITSU
CHEMICAL-CHECK Lab., Corp.

37-11, DEN-ENCHOFU 5 CHOME, OHTA-KU,
TOKYO 145-0071 JAPAN FAX: +81-3-3721-0666
E-mail: eng@kyoritsu-lab.co.jp <http://kyoritsu-lab.co.jp/english/>

0131-1×4